

Appendix F - 24-hour TSP Monitoring Results

Location AM1 - Tin Hau Temple

Start Date	Weather	Filter Weight (g)		Particulate	Elapse Time		Sampling	Flow Rate (m ³ /min.)		Av. flow	Total vol.	Conc.
	Condition	Initial	Final	Weight (g)	Initial	Final	Time(hrs.)	Initial	Final	(m ³ /min)	(m ³)	(µg/m ³)
1-Mar-23	Sunny	3.3680	3.5642	0.1962	11442.6	11466.6	24.0	1.22	1.22	1.22	1758.0	111.6
7-Mar-23	Sunny	3.3146	3.4703	0.1557	11466.6	11490.6	24.0	1.22	1.22	1.22	1753.7	88.8
13-Mar-23	Sunny	3.3246	3.5862	0.2616	11490.6	11514.6	24.0	1.22	1.22	1.22	1754.8	149.1
17-Mar-23	Sunny	3.3628	3.5794	0.2166	11514.6	11538.6	24.0	1.21	1.21	1.21	1748.0	123.9
23-Mar-23	Sunny	3.3875	3.6224	0.2349	11538.6	11562.6	24.0	1.21	1.21	1.21	1735.7	135.3
29-Mar-23	Cloudy	3.3067	3.4200	0.1133	11562.6	11586.6	24.0	1.22	1.21	1.22	1750.6	64.7
											Min	64.7
											Max	149.1
											Average	112.2

Location AM2 - Sai Tso Wan Recreation Ground

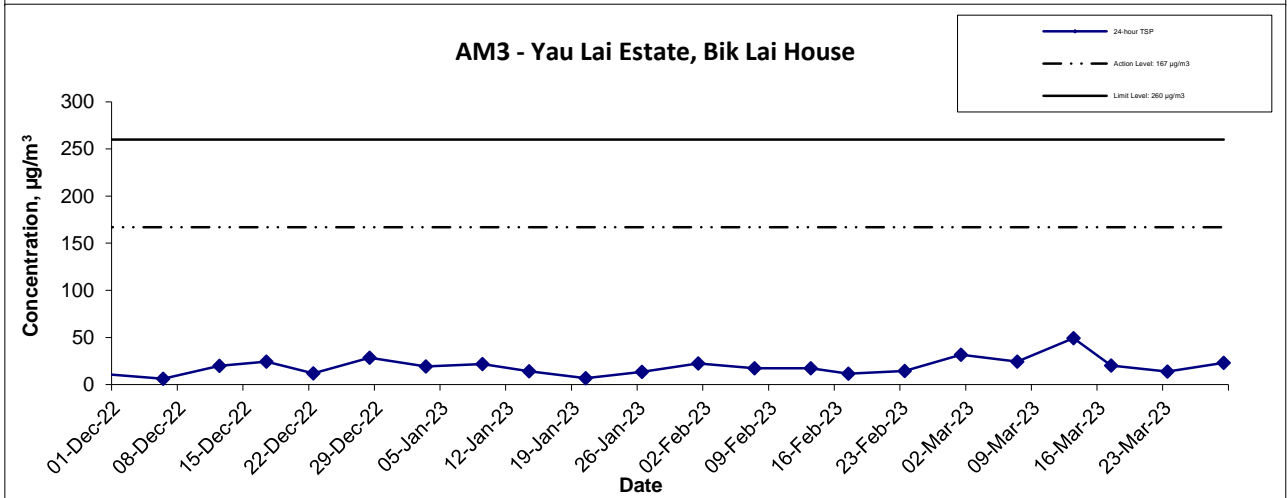
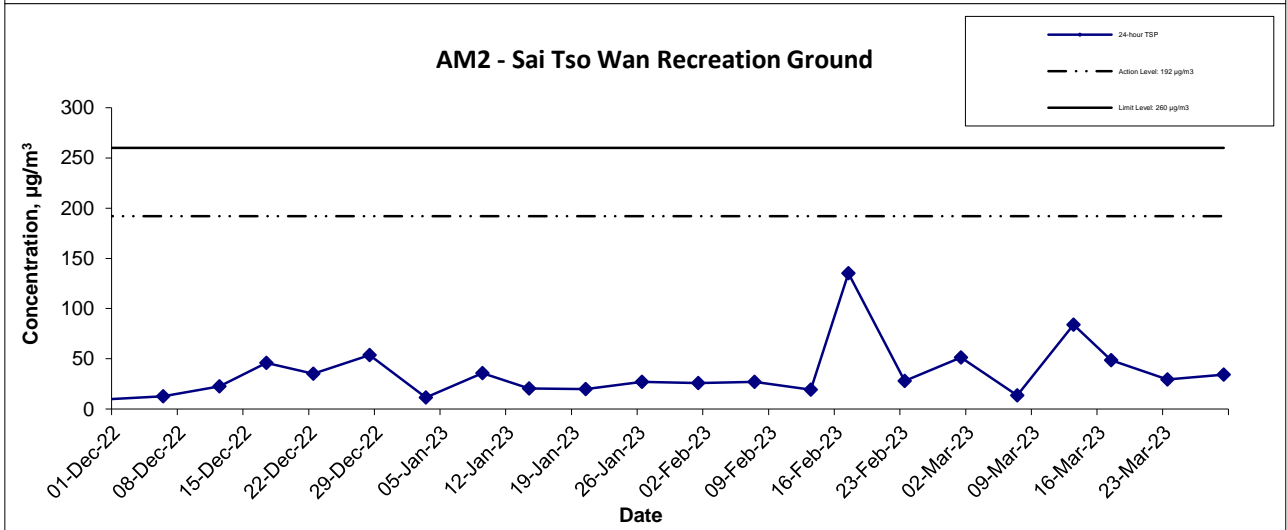
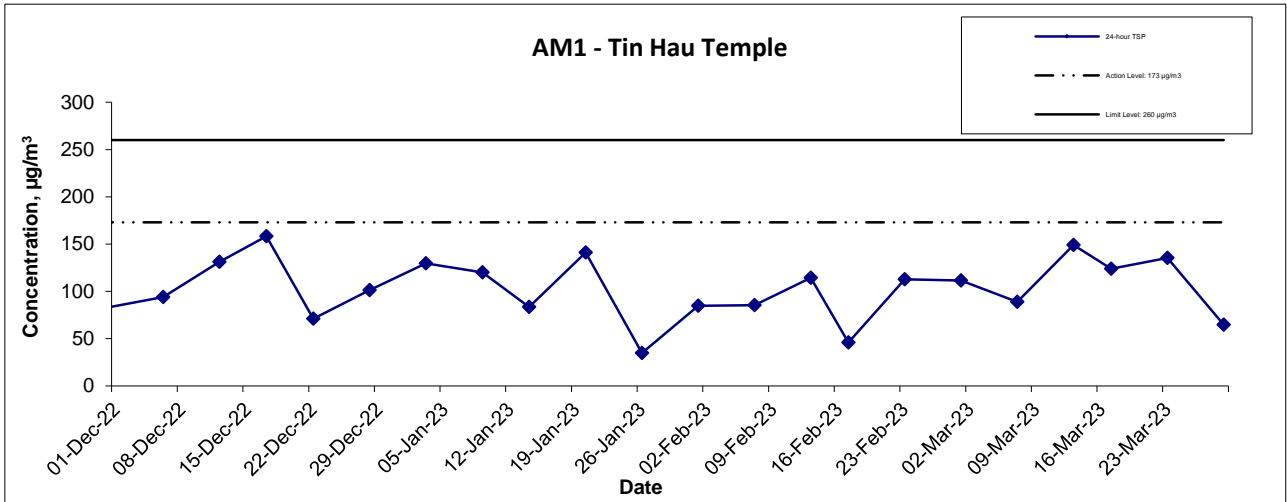
Start Date	Weather	Filter Weight (g)		Particulate	Elapse Time		Sampling	Flow Rate (m ³ /min.)		Av. flow	Total vol.	Conc.
	Condition	Initial	Final	Weight (g)	Initial	Final	Time(hrs.)	Initial	Final	(m ³ /min)	(m ³)	(µg/m ³)
1-Mar-23	Sunny	3.3090	3.3993	0.0903	32512.7	32536.7	24.0	1.22	1.22	1.22	1757.9	51.4
7-Mar-23	Fine	3.3082	3.3321	0.0239	32536.7	32560.7	24.0	1.22	1.22	1.22	1752.8	13.6
13-Mar-23	Cloudy	3.3357	3.4829	0.1472	32560.7	32584.7	24.0	1.22	1.22	1.22	1754.1	83.9
17-Mar-23	Sunny	3.3333	3.4180	0.0847	32584.7	32608.7	24.0	1.21	1.21	1.21	1746.1	48.5
23-Mar-23	Cloudy	3.3799	3.4310	0.0511	32608.7	32632.7	24.0	1.20	1.20	1.20	1731.8	29.5
29-Mar-23	Cloudy	3.3685	3.4283	0.0598	32632.7	32656.7	24.0	1.22	1.21	1.21	1749.2	34.2
											Min	13.6
											Max	83.9
											Average	43.5

Location AM3 - Yau Lai Estate, Bik Lai House

Start Date	Weather	Filter Weight (g)		Particulate	Elapse Time		Sampling	Flow Rate (m ³ /min.)		Av. flow	Total vol.	Conc.
	Condition	Initial	Final	Weight (g)	Initial	Final	Time(hrs.)	Initial	Final	(m ³ /min)	(m ³)	(µg/m ³)
1-Mar-23	Sunny	3.3383	3.3939	0.0556	6762.1	6786.1	24.0	1.22	1.22	1.22	1757.1	31.6
7-Mar-23	Sunny	3.3409	3.3838	0.0429	6786.1	6810.1	24.0	1.22	1.21	1.22	1751.9	24.5
13-Mar-23	Sunny	3.3412	3.4278	0.0866	6810.1	6834.1	24.0	1.22	1.22	1.22	1753.2	49.4
17-Mar-23	Cloudy	3.3155	3.3505	0.0350	6834.1	6858.1	24.0	1.21	1.21	1.21	1745.0	20.1
23-Mar-23	Fine	3.4186	3.4427	0.0241	6858.1	6882.1	24.0	1.20	1.20	1.20	1730.3	13.9
29-Mar-23	Cloudy	3.3708	3.4109	0.0401	6882.1	6906.1	24.0	1.22	1.21	1.21	1748.1	22.9
											Min	13.9
											Max	49.4
											Average	27.1

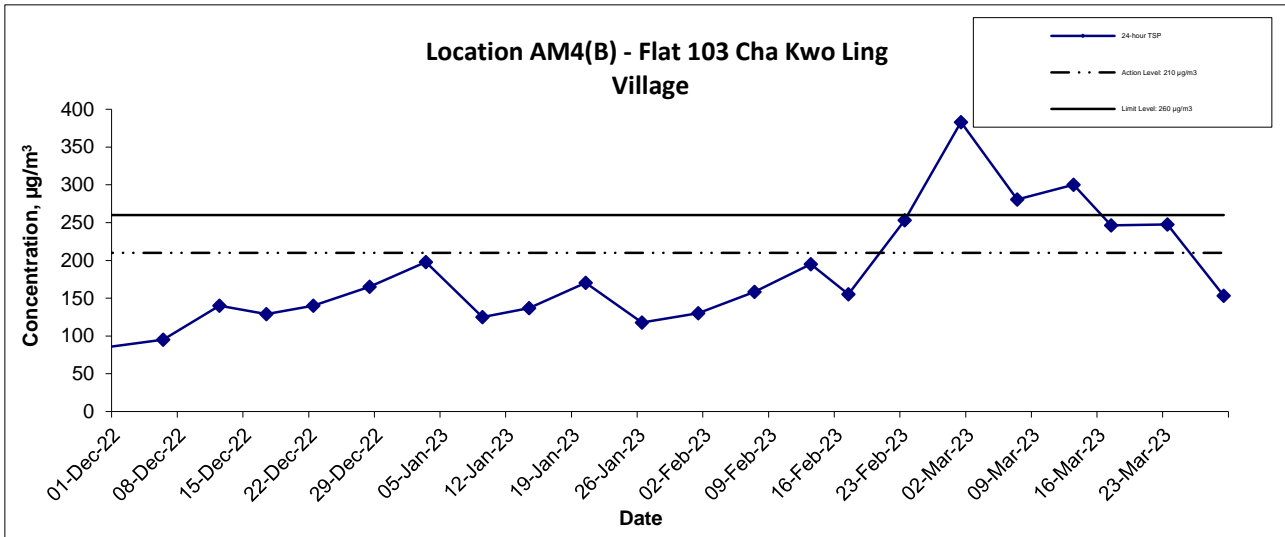
Location AM4(B) - Flat 103 Cha Kwo Ling Village

Start Date	Weather	Filter Weight (g)		Particulate	Elapse Time		Sampling	Flow Rate (m ³ /min.)		Av. flow	Total vol.	Conc.
	Condition	Initial	Final	Weight (g)	Initial	Final	Time(hrs.)	Initial	Final	(m ³ /min)	(m ³)	(µg/m ³)
1-Mar-23	Sunny	3.3729	4.0433	0.6704	17987.2	17911.2	24.0	1.21	1.22	1.22	1750.0	383.1
7-Mar-23	Sunny	3.3213	3.8117	0.4904	17935.2	17959.2	24.0	1.22	1.21	1.21	1748.0	280.6
13-Mar-23	Cloudy	3.2994	3.8242	0.5248	17983.2	18007.2	24.0	1.22	1.21	1.21	1749.1	300.0
17-Mar-23	Fine	3.3235	3.7530	0.4295	18031.2	18055.2	24.0	1.21	1.21	1.21	1742.4	246.5
23-Mar-23	Sunny	3.3569	3.7856	0.4287	18079.2	18103.2	24.0	1.20	1.20	1.20	1730.5	247.7
29-Mar-23	Cloudy	3.3758	3.6433	0.2675	18127.2	18151.2	24.0	1.21	1.21	1.21	1745.0	153.3
											Min	153.3
											Max	383.1
											Average	268.5



Contract No. ED/2018/04 Trunk Road T2 and Infrastructure Works for Developments at the Former South Apron Graphical Presentation of 24-hour TSP Monitoring Results	Scale N.T.S	Project No. MA20003	CINOTECH
	Date Mar-23	Appendix F	

24-hr TSP Concentration Levels



Notes:

- 1) The major activitie(s) being carried out on site during the reporting period is/are presented in Section 1.10
- 2) The weather conditions during the reporting month are presented in Appendix C.
- 3) Other factors which might affect the monitoring results are presented in Section 2.18.

Contract No. ED/2018/04 Trunk Road T2 and Infrastructure Works for Developments at the Former South Apron Graphical Presentation of 24-hour TSP Monitoring Results	Scale	N.T.S	Project No.	MA20003	CINOTECH
	Date	Mar-23	Appendix	F	