

Appendix F - 24-hour TSP Monitoring Results

Location AM1 - Tin Hau Temple

Start Date	Weather	Filter Weight (g)		Particulate	Elapse Time		Sampling	Flow Rate (m ³ /min.)		Av. flow	Total vol.	Conc.
	Condition	Initial	Final	Weight (g)	Initial	Final	Time(hrs.)	Initial	Final	(m ³ /min)	(m ³)	(µg/m ³)
2-Apr-26	Fine	2.8743	2.9092	0.0349	16338.6	16362.6	24.0	1.21	1.20	1.20	1731.8	20.1
8-Apr-26	Fine	2.7856	2.8072	0.0215	16362.6	16386.6	24.0	1.20	1.20	1.20	1731.7	12.4
13-Apr-26	Sunny	2.7994	2.8324	0.0329	16386.6	16410.6	24.0	1.22	1.22	1.22	1751.8	18.8
18-Apr-26	Cloudy	2.7804	2.8065	0.0261	16410.6	16434.6	24.0	1.22	1.22	1.22	1754.4	14.9
23-Apr-26	Cloudy	2.7787	2.8078	0.0290	16434.6	16458.6	24.0	1.22	1.23	1.22	1760.8	16.5
29-Apr-26	Fine	2.7784	2.7946	0.0161	16458.6	16482.6	24.0	1.22	1.23	1.22	1761.4	9.1
											Min	9.1
											Max	20.1
											Average	15.3

Location AM2 - Sai Tso Wan Recreation Ground

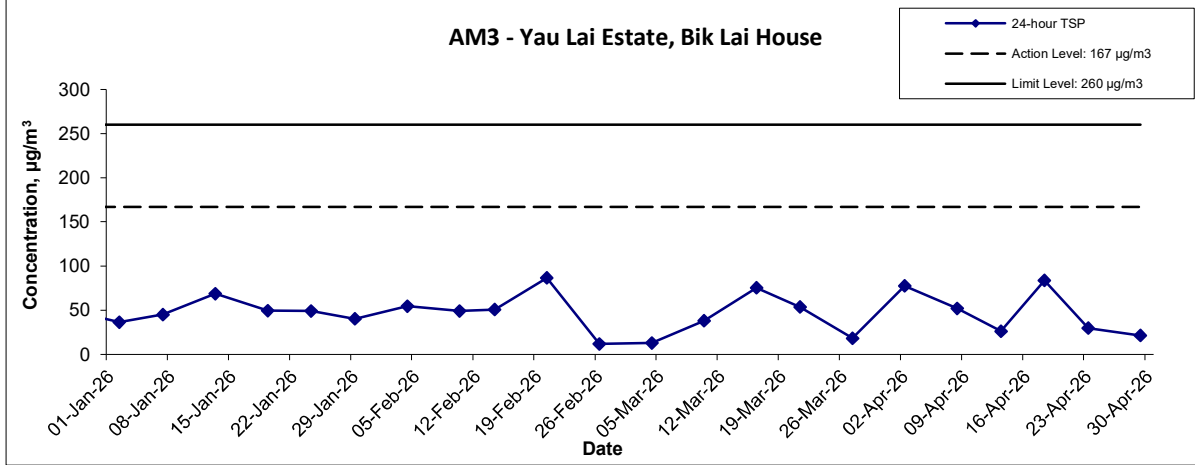
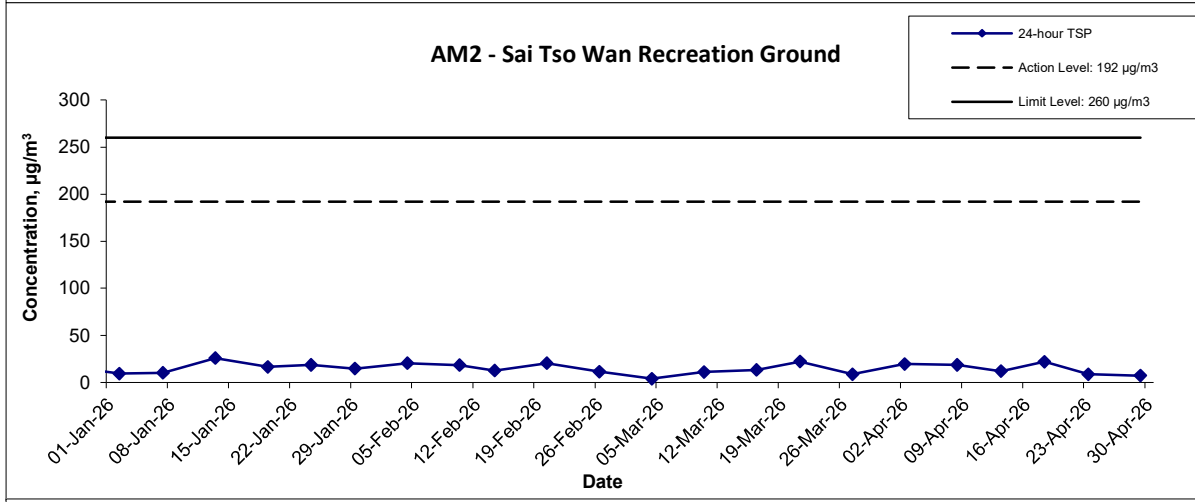
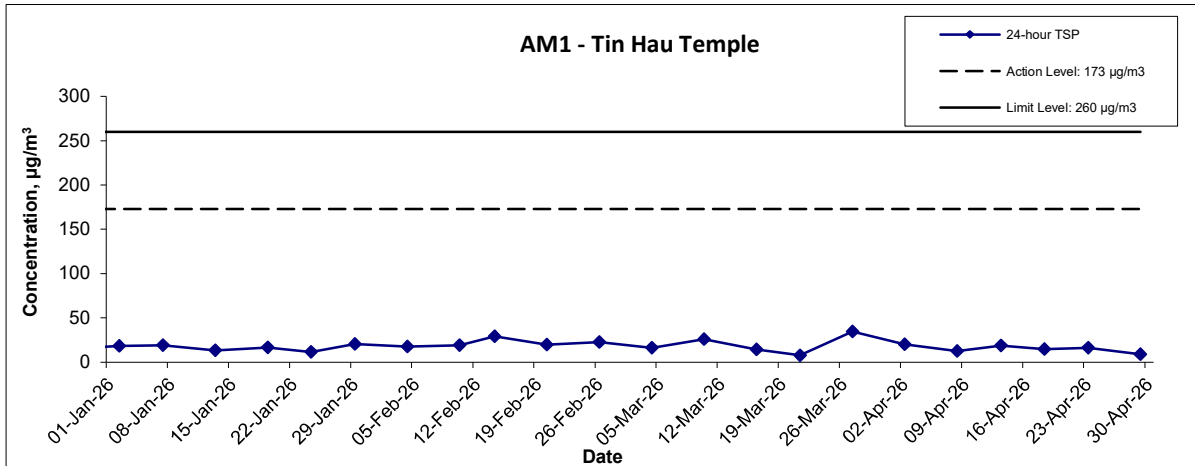
Start Date	Weather	Filter Weight (g)		Particulate	Elapse Time		Sampling	Flow Rate (m ³ /min.)		Av. flow	Total vol.	Conc.
	Condition	Initial	Final	Weight (g)	Initial	Final	Time(hrs.)	Initial	Final	(m ³ /min)	(m ³)	(µg/m ³)
2-Apr-26	Rainy	2.7797	2.8134	0.0336	37438.6	37462.6	24.0	1.21	1.20	1.20	1733.1	19.4
8-Apr-26	Fine	2.8317	2.8642	0.0324	37462.6	37486.6	24.0	1.21	1.20	1.20	1733.0	18.7
13-Apr-26	Fine	2.7792	2.8002	0.0210	37486.6	37510.6	24.0	1.22	1.22	1.22	1751.1	12.0
18-Apr-26	Sunny	2.8589	2.8977	0.0387	37510.6	37534.6	24.0	1.22	1.22	1.22	1753.4	22.1
23-Apr-26	Cloudy	2.8510	2.8666	0.0157	37534.6	37558.6	24.0	1.22	1.23	1.22	1758.9	8.9
29-Apr-26	Fine	2.7597	2.7728	0.0131	37558.6	37582.6	24.0	1.22	1.22	1.22	1759.4	7.4
											Min	7.4
											Max	22.1
											Average	14.8

Location AM3 - Yau Lai Estate, Bik Lai House

Start Date	Weather	Filter Weight (g)		Particulate	Elapse Time		Sampling	Flow Rate (m ³ /min.)		Av. flow	Total vol.	Conc.
	Condition	Initial	Final	Weight (g)	Initial	Final	Time(hrs.)	Initial	Final	(m ³ /min)	(m ³)	(µg/m ³)
2-Apr-26	Cloudy	2.8081	2.9429	0.1348	11686.7	11710.7	24.0	1.21	1.20	1.21	1735.8	77.6
8-Apr-26	Fine	2.8363	2.9266	0.0903	11710.7	11734.7	24.0	1.21	1.20	1.21	1735.7	52.0
13-Apr-26	Fine	2.8253	2.8715	0.0462	11734.7	11758.7	24.0	1.22	1.22	1.22	1753.6	26.3
18-Apr-26	Sunny	2.8288	2.9760	0.1473	11758.7	11782.7	24.0	1.22	1.22	1.22	1755.9	83.9
23-Apr-26	Cloudy	2.8235	2.8759	0.0525	11782.7	11806.7	24.0	1.22	1.23	1.22	1761.5	29.8
29-Apr-26	Fine	2.8113	2.8489	0.0376	11806.7	11830.7	24.0	1.22	1.23	1.22	1761.9	21.3
											Min	21.3
											Max	83.9
											Average	48.5

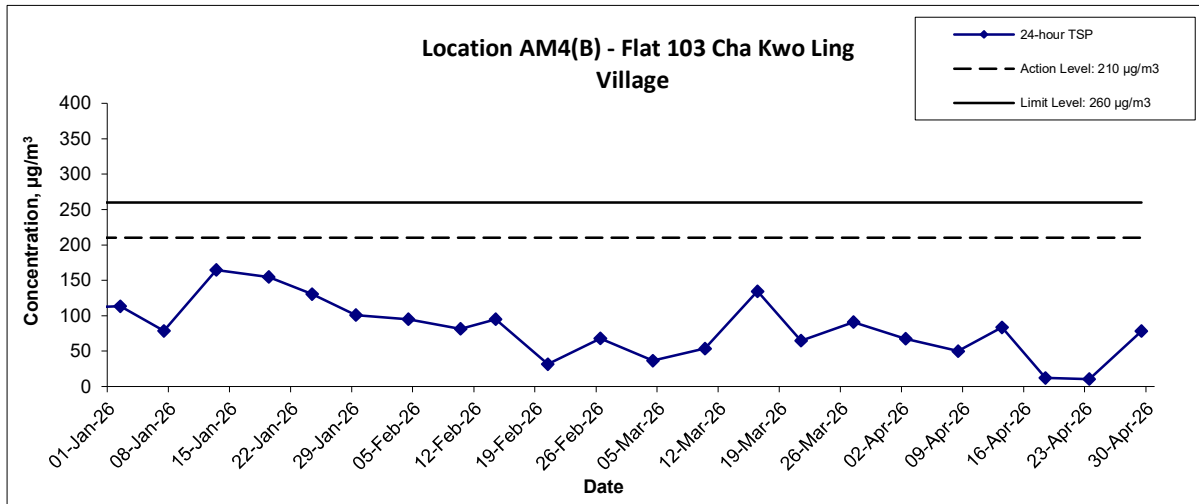
Location AM4(B) - Flat 103 Cha Kwo Ling Village

Start Date	Weather	Filter Weight (g)		Particulate	Elapse Time		Sampling	Flow Rate (m ³ /min.)		Av. flow	Total vol.	Conc.
	Condition	Initial	Final	Weight (g)	Initial	Final	Time(hrs.)	Initial	Final	(m ³ /min)	(m ³)	(µg/m ³)
2-Apr-26	Fine	2.7606	2.8770	0.1164	24232.1	24256.1	24.0	1.20	1.19	1.20	1723.8	67.5
8-Apr-26	Fine	2.7894	2.8769	0.0875	24256.1	24280.1	24.0	1.22	1.21	1.22	1749.9	50.0
13-Apr-26	Sunny	2.8340	2.9796	0.1455	24280.1	24304.1	24.0	1.21	1.21	1.21	1743.4	83.5
18-Apr-26	Cloudy	2.7893	2.8110	0.0217	24304.1	24328.1	24.0	1.21	1.21	1.21	1745.7	12.4
23-Apr-26	Cloudy	2.8016	2.8201	0.0185	24328.1	24352.1	24.0	1.21	1.22	1.22	1751.5	10.6
29-Apr-26	Fine	2.8096	2.9468	0.1373	24356.1	24380.1	24.0	1.21	1.22	1.22	1752.0	78.3
											Min	10.6
											Max	83.5
											Average	50.4



Contract No. ED/2018/04 Trunk Road T2 and Infrastructure Works for Developments at the Former South Apron Graphical Presentation of 24-hour TSP Monitoring Results	Scale <p style="text-align: center;">N.T.S</p> Date <p style="text-align: center;">Apr-26</p>	Project No. MA20003 Appendix F	CINOTECH
--	---	---------------------------------------	----------

24-hr TSP Concentration Levels



Notes:

- 1) The major activitie(s) being carried out on site during the reporting period is/are presented in Section 1.11
- 2) The weather conditions during the reporting month are presented in Appendix C.
- 3) Other factors which might affect the monitoring results are presented in Section 2.18.

Contract No. ED/2018/04 Trunk Road T2 and Infrastructure Works for Developments at the Former South Apron Graphical Presentation of 24-hour TSP Monitoring Results	Scale N.T.S	Project No. MA20003	
	Date Apr-26	Appendix F	